


Trash carts that are placed too close together cannot be emptied properly, causing delays for our driver's route.



Carts need to be placed 5 feet away from any object or other carts, allowing clearance for the mechanical arm of the collection truck. If you are uncertain about the placement of your cart, contact our office and a driver will show you an acceptable location.




Set your carts at least 5 feet away from vehicles to prevent any damage.



The proper level of trash is when your cart's lid can be completely closed. It helps prevent the trash from spilling onto the street. It also prevents animals from getting into your cart. This rule applies to your recycling cart too.

If your cart is overflowing with trash every week, it may be time to arrange for a larger container.

An additional charge to your account will be added if the trash is above the top of the cart.



Stomping down your trash can be dangerous and can cause items to jam inside your cart. Your trash will not flow out while being emptied. Many times, pizza boxes are the culprit.



If you have extra trash that will not fit into your trash cart, be sure to call our office prior to your regular scheduled pickup service. Place it into a plastic bag and set 5 feet from your cart allowing clearance for the mechanical arm of the collection truck. Your driver will then pick up the "extra" and your account will be charged accordingly.




"You Didn't Pick Up My Trash!"

Our pickup routes start very, **VERY** early. Even if route times are always consistent, something may change at any given time and pickup schedules may be sooner than expected. It is best to place your carts in their locations the night before your regular scheduled pickup.



Streamlining Your Pickup Service Helps Lower Costs And Promotes Better Service.

Some households are larger than others and need larger trash carts. We have 3 sizes for residential services.



A GREENER CHOICE:

Sign up today to receive paperless statements or set up automatic payments. It helps conserve valuable resources, lowers administrative costs and can save you time and money.

Can I put that in my cart?

Most household items can go into your cart as long as they fit. However, there are some things that just don't belong. *Here are some things to keep in mind:*

- All trash should be bagged.
- If you absolutely need to dispose of wet grass or leaves, they should be bagged as they may jam the garbage cart by sticking and clogging. Yard waste service is available in certain areas.
- Do not place large cardboard items in the cart, this can prevent trash from sliding out.
- Do not put Hazardous Waste or Medical Waste in your cart. This is a serious violation.
- Do not put liquids in your cart. The cart is not intended for liquids and will cause issues with our machinery and spillage on the ground.

